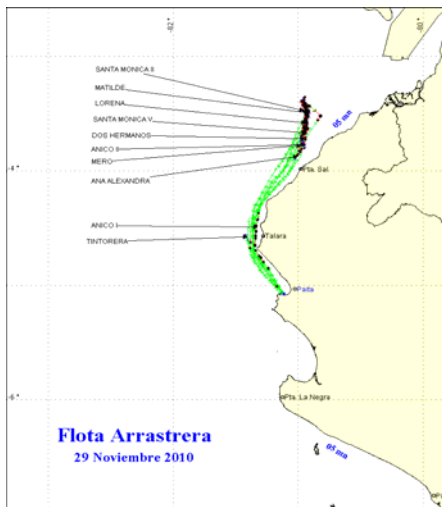




ZONAS DE PESCA DE MERLUZA

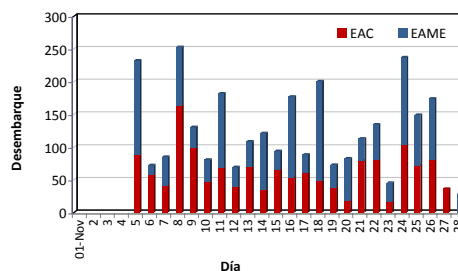


DESEMBARQUE (t) DE RECURSOS DEMERSALES DE LA FLOTA INDUSTRIAL

DIA	MERLUZA	OTROS DEMERSALES	TOTAL
01 - 31 Ene	3528.8	189.4	3718.3
01 - 28 Feb	3342.9	168.6	3511.6
01 - 31 Mar	2172.6	86.5	2259.1
01 - 31 May	3339.0	198.7	3537.7
01 - 30 Jun	4943.7	243.9	5187.6
01 - 31 Jul	5312.7	169.6	5482.3
01 - 31 Ago	4719.3	389.6	5108.9
01 - 30 Set	1262.5	115.3	1377.7
01 - 15 Nov	1430.7	274.7	1705.4
16 - nov	177.3	51.7	229.0
17 - nov	88.9	42.0	130.8
18 - nov	200.8	63.1	263.9
19 - nov	73.0	7.3	80.3
20 - nov	82.8	7.7	90.4
21 - nov	113.3	4.5	117.8
22 - nov	134.7	10.6	145.4
23 - nov	45.7	2.5	48.2
24 - nov	237.3	16.8	254.1
25 - nov	149.2	31.5	180.6
26 - nov	174.5	9.4	183.9
27 - nov	36.5	3.0	39.5
28 - nov	28.6	0.3	28.9
<b>TOTAL</b>	<b>31595</b>	<b>2087</b>	<b>33681</b>
<b>%</b>	<b>93.8</b>	<b>6.2</b>	<b>100.0</b>

DESEMBARQUE (t) DE MERLUZA POR TIPO DE FLOTA

DIA	INDUSTRIAL			TOTAL
	EAC	EAME	EME	
01 - 31 Ene	2149.8	1379.0		3528.8
01 - 28 Feb	1984.2	1358.7		3342.9
01 - 31 Mar	1062.9	1109.7		2172.6
01 - 31 May	1655.8	1683.2		3339.0
01 - 30 Jun	2431.7	2511.9		4943.7
01 - 31 Jul	2872.0	2440.7		5312.7
01 - 31 Ago	2539.4	2179.7	0.141	4719.3
01 - 30 Set	439.7	822.7	0.006	1262.5
01 - 15 Nov	775.5	655.2		1430.7
16 - nov	53.5	123.8		177.3
17 - nov	60.4	28.5		88.9
18 - nov	48.3	152.5		200.8
19 - nov	38.3	34.6		73.0
20 - nov	17.7	65.1		82.8
21 - nov	78.8	34.5		113.3
22 - nov	80.8	54.0		134.7
23 - nov	17.0	28.7		45.7
24 - nov	103.3	134.0		237.3
25 - nov	72.0	77.1		149.2
26 - nov	80.2	94.3		174.5
27 - nov	36.5			36.5
28 - nov		28.6		28.6
<b>TOTAL</b>	<b>16597.9</b>	<b>14996.7</b>	<b>0.1</b>	<b>31594.7</b>
<b>%</b>	<b>52.5</b>	<b>47.5</b>	<b>0.0</b>	<b>100.0</b>



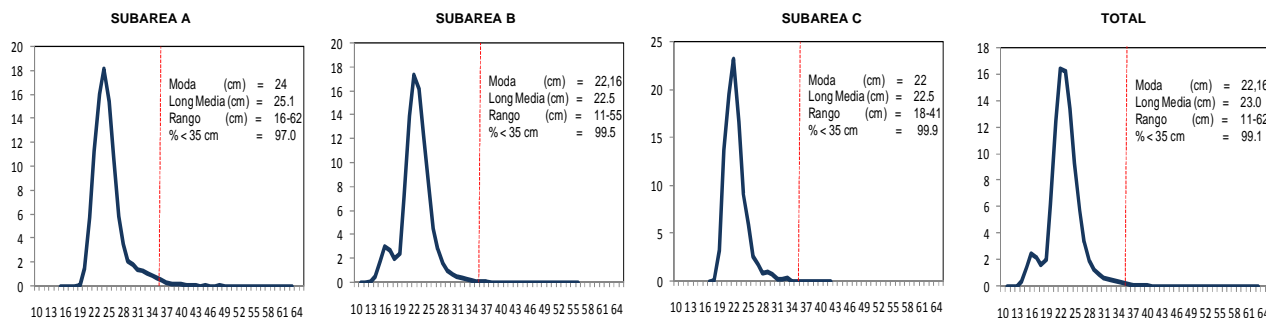
Desembarque diario (t) de merluza por tipo de flota

NÚMERO DE EMBARCACIONES

DIA	EAC	EAME
16 - nov	6	3
17 - nov	5	1
18 - nov	6	4
19 - nov	3	1
20 - nov	1	2
21 - nov	4	1
22 - nov	4	2
23 - nov	2	1
24 - nov	7	4
25 - nov	7	2
26 - nov	6	3
27 - nov	2	
28 - nov		1

DIA	EAC				EAME			
	RANGO	MODA	L.MEDIA	% < DE 35 cm	RANGO	MODA	L.MEDIA	% < DE 35 cm
16 - nov	14 - 48	22 y 17	22.0	98.3	19 - 48	24	24.0	99.5
17 - nov	13 - 50	22 y 16	20.5	99.7	19 - 40	24	24.7	99.5
18 - nov	11 - 42	16 y 23	19.4	99.7	18 - 45	23	23.6	99.6
19 - nov	13 - 36	24 y 17	22.7	99.8	19 - 38	23	23.4	99.6
20 - nov	20 - 32	23	23.5	100.0	17 - 60	23	24.6	98.0
21 - nov	19 - 50	22	23.6	98.9	18 - 35	22	22.4	99.9
22 - nov	14 - 49	22 y 30	23.4	98.1	17 - 48	22	23.0	98.9
23 - nov	19 - 39	22	23.0	99.7	19 - 42	24 y 28	24.7	98.1
24 - nov	18 - 48	22	23.3	99.1	18 - 54	23	25.1	96.4
25 - nov	13 - 57	22 y 16	22.1	97.7	18 - 39	23	23.8	99.1
26 - nov	15 - 41	23	22.9	99.8	19 - 40	22	22.9	99.6
27 - nov	19 - 41	22 y 34	24.0	96.1				
28 - nov					20 - 48	23 y 28	24.6	97.6

ESTRUCTURA POR TAMAÑOS DE MERLUZA POR SUBAREAS 01 AL 28 DE NOVIEMBRE DEL 2010



\* Cifras preliminares, no oficiales