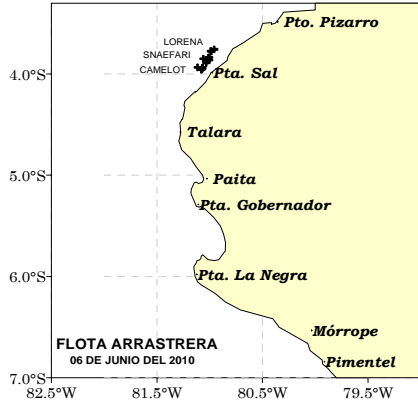




06 DE JUNIO DEL 2010

ZONAS DE PESCA DE MERLUZA

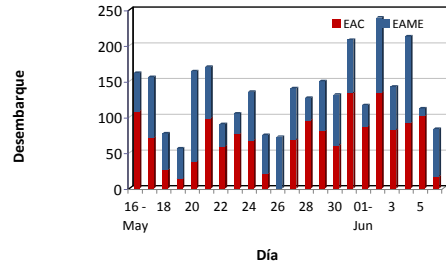


DESEMBARQUE (t) DE RECURSOS DEMERSALES DE LA FLOTA INDUSTRIAL

DIA	MERLUZA	OTROS DEMERSALES	TOTAL
01 - 31 Ene	3528.8	189.4	3718.3
01 - 28 Feb	3342.9	168.6	3511.6
01 - 31 Mar	2172.6	86.5	2259.1
01 - 31 May	3339.0	198.7	3537.7
01 - Jun	116.6	3.5	120.1
02 - Jun	239.0	13.5	252.5
03 - Jun	142.1	8.2	150.3
04 - Jun	212.5	15.9	228.4
05 - Jun	111.8	7.3	119.1
06 - Jun	83.1	4.5	87.6
<b>TOTAL</b>	<b>13288</b>	<b>696</b>	<b>13985</b>
<b>%</b>	<b>95.0</b>	<b>5.0</b>	<b>100.0</b>

DESEMBARQUE (t) DE MERLUZA POR TIPO DE FLOTA

DIA	INDUSTRIAL			TOTAL
	EAC	EAME	EME	
01 - 31 Ene	2149.8	1379.0		3528.8
01 - 28 Feb	1984.2	1358.7		3342.9
01 - 31 Mar	1062.9	1109.7		2172.6
01 - 31 May	1655.8	1683.2		3339.0
01 - Jun	86.7	29.9		116.6
02 - Jun	134.1	104.9		239.0
03 - Jun	81.5	60.6		142.1
04 - Jun	91.2	121.3		212.5
05 - Jun	101.3	10.5		111.8
06 - Jun	16.6	66.5		83.1
<b>TOTAL</b>	<b>7364.2</b>	<b>5924.3</b>	<b>0.0</b>	<b>13288.4</b>
<b>%</b>	<b>55.4</b>	<b>44.6</b>	<b>0.0</b>	<b>100.0</b>



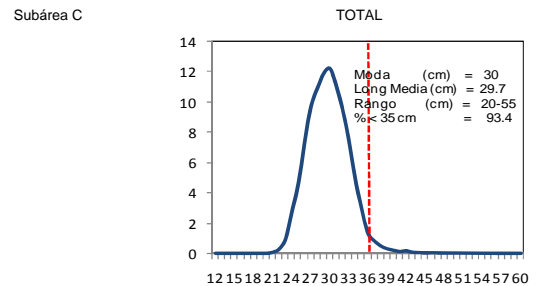
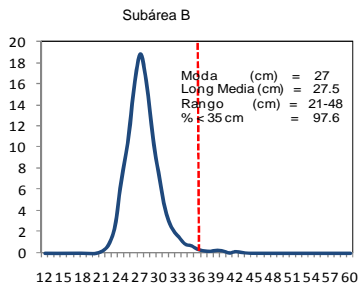
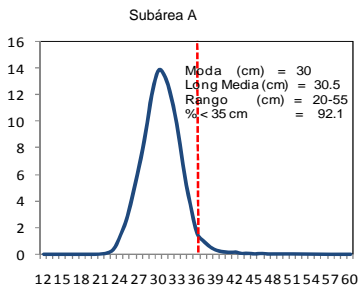
Desembarque diario (t) de merluza por tipo de flota

NÚMERO DE EMBARCACIONES

DIA	EAC	EAME
01 - Jun	5	1
02 - Jun	9	3
03 - Jun	5	2
04 - Jun	8	4
05 - Jun	7	1
06 - Jun	1	2

DIA	EAC				EAME			
	RANGO	MODA	L.MEDIA	% < DE 35 cm	RANGO	MODA	L.MEDIA	% < DE 35 cm
01 - Jun	23 - 46	30	30.4	92.3	26 - 52	32	32.4	82.0
02 - Jun	21 - 45	30	30.5	89.5	22 - 47	27	28.6	95.6
03 - Jun	22 - 48	31	30.5	93.0	21 - 45	27	27.9	97.5
04 - Jun	21 - 52	31	30.5	92.0	21 - 50	30	29.2	95.4
05 - Jun	21 - 53	29	29.8	94.1	21 - 40	26 - 28	27.4	96.9
06 - Jun	20 - 55	31 - 29	29.8	95.3	21 - 54	31	30.5	94.5

ESTRUCTURA POR TAMAÑOS DE MERLUZA POR SUBAREAS 01 AL 06 DE JUNIO 2010



\* Cifras preliminares, no oficiales