INSTITUTO DEL MAR DEL PERU

DIRECCIÓN CIENTIFICA

DIRECCION DE INVESTIGACIONES EN RECURSOS DEMERSALES Y LITORALES

UNIDAD DE INVESTIGACIONES EN PECES DEMERSALES BENTONICOS Y LITORALES

REGIMEN PROVISIONAL DE PESCA DEL RECURSO MERLUZA

R.M.N° 047-2010-PRODUCE

07 DE NOVIEMBRE DEL 2010

ZONAS DE PESCA DE MERLUZA

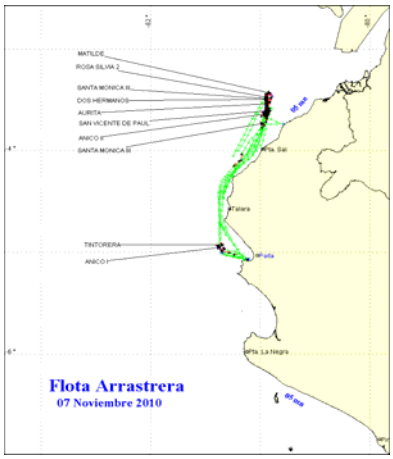

DESEMBARQUE (t) DE RECURSOS DEMERSALES DE LA FLOTA INDUSTRIAL

DIA	MERLUZA	OTROS DEMERSALES	TOTAL
01 - 31 Ene	3528.8	189.4	3718.3
01 - 28 Feb	3342.9	168.6	3511.6
01 - 31 Mar	2172.6	86.5	2259.1
01 - 31 May	3339.0	198.7	3537.7
01 - 30 Jun	4943.7	243.9	5187.6
01 - 31 Jul	5312.7	169.6	5482.3
01 - 31 Ago	4719.3	389.6	5108.9
01 - 30 set	1262.5	115.3	1377.7
05 - nov	232.4	9.8	242.2
06 - nov	72.5	47.1	119.6
07 - nov	85.1	29.9	115.0
			0.0
			0.0
			0.0
			0.0
			0.0
			0.0
			0.0
			0.0
			0.0
			0.0
TOTAL	29011	1648	30660
%	94.6	5.4	100.0

DESEMBARQUE (t) DE MERLUZA POR TIPO DE FLOTA

DIA	INDUSTRIAL			TOTAL
	EAC	EAME	EME	
01 - 31 Ene	2149.8	1379.0		3528.8
01 - 28 Feb	1984.2	1358.7		3342.9
01 - 31 Mar	1062.9	1109.7		2172.6
01 - 31 May	1655.8	1683.2		3339.0
01 - 30 Jun	2431.7	2511.9		4943.7
01 - 31 Jul	2872.0	2440.7		5312.7
01 - 31 Ago	2539.4	2179.7	0.141	4719.3
01 - 30 set	439.7	822.7	0.006	1262.5
05 - nov	88.0	144.4		232.4
06 - nov	58.1	14.4		72.5
07 - nov	41.6	43.5		85.1
				0.0
				0.0
				0.0
				0.0
				0.0
				0.0
				0.0
				0.0
				0.0
				0.0
TOTAL	15323.3	13688.0	0.1	29011.5
%	52.8	47.2	0.0	100.0

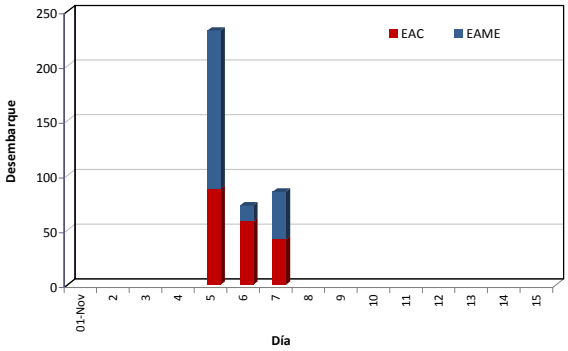

Desembarque diario (t) de merluza por tipo de flota

NÚMERO DE EMBARCACIONES

DIA	EAC	EAME
05 - nov	5	4
06 - nov	5	1
07 - nov	4	1

DIA	EAC				EAME			
	RANGO	MODA	L.MEDIA	% < DE 35 cm	RANGO	MODA	L.MEDIA	% < DE 35 cm
05 - nov	18 - 43	23	24.2	99.3	17 - 38	23	23.5	99.5
06 - nov	19 - 48	22	24.4	99.8	18 - 36	24	24.3	99.8
07 - nov	18 - 48	23	24.1	99.4	18 - 36	22	22.5	99.9

ESTRUCTURA POR TAMAÑOS DE MERLUZA POR SUBAREAS
01 AL 07 DE NOVIEMBRE DEL 2010

SUBAREA A

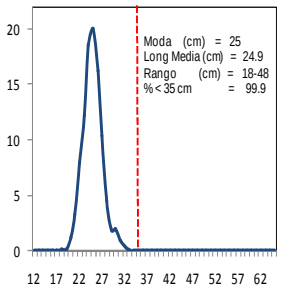

SUBAREA B

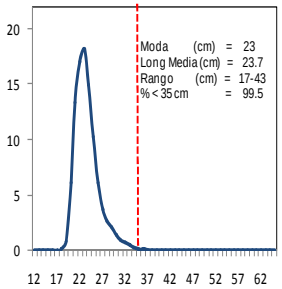

SUBAREA C

TOTAL

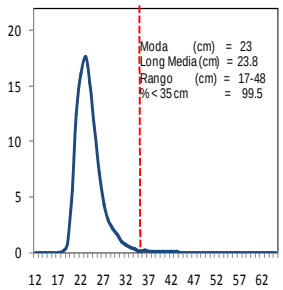

* Cifras preliminares, no oficiales