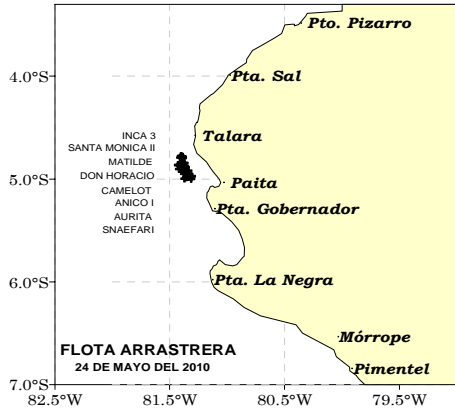




24 DE MAYO DEL 2010

ZONAS DE PESCA DE MERLUZA

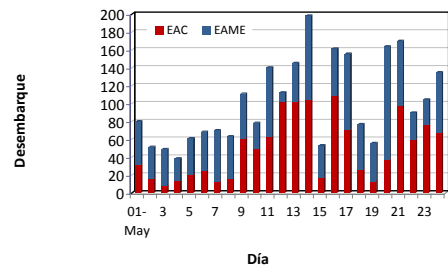


DESEMBARQUE (t) DE RECURSOS DEMERSALES DE LA FLOTA INDUSTRIAL

DIA	MERLUZA	OTROS DEMERSALES	TOTAL
01 - 31 Ene	3528.8	189.4	3718.3
01 - 28 Feb	3342.9	168.6	3511.6
01 - 31 Mar	2172.6	86.5	2259.1
01 - 15 May	1323.5	84.1	1407.6
16 - May	161.5	5.8	167.3
17 - May	155.7	10.7	166.3
18 - May	77.0	4.4	81.3
19 - May	55.9	2.7	58.6
20 - May	164.0	6.8	170.8
21 - May	170.0	4.9	174.9
22 - May	89.9	5.6	95.5
23 - May	104.6	10.5	115.1
24 - May	135.0	9.5	144.4
TOTAL	11481	589	12071
%	95.1	4.9	100.0

DESEMBARQUE (t) DE MERLUZA POR TIPO DE FLOTA

DIA	INDUSTRIAL			TOTAL
	EAC	EAME	EME	
01 - 31 Ene	2149.8	1379.0		3528.8
01 - 28 Feb	1984.2	1358.7		3342.9
01 - 31 Mar	1062.9	1109.7		2172.6
01 - 15 May	641.6	681.9		1323.5
16 - May	108.2	53.3		161.5
17 - May	71.0	84.6		155.7
18 - May	26.1	50.8		77.0
19 - May	13.4	42.5		55.9
20 - May	37.5	126.5		164.0
21 - May	98.3	71.7		170.0
22 - May	59.1	30.8		89.9
23 - May	75.9	28.7		104.6
24 - May	67.4	67.6		135.0
TOTAL	6395.3	5086.0	0.0	11481.3
%	55.7	44.3	0.0	100.0



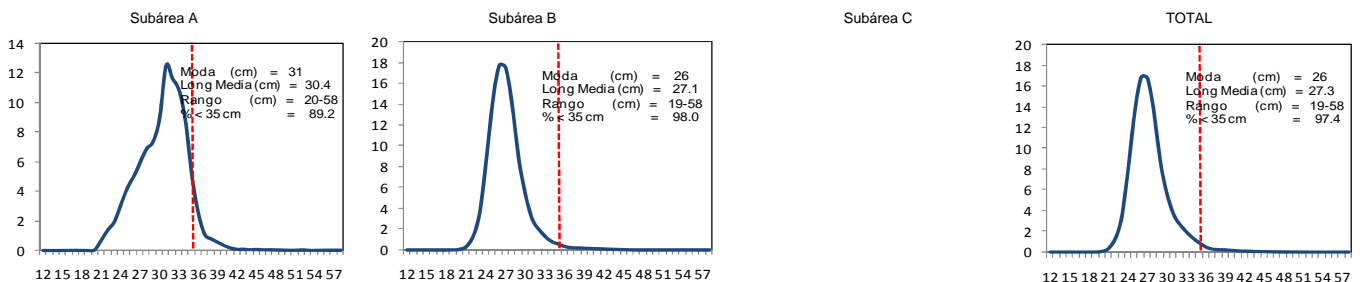
Desembarque diario (t) de merluza por tipo de flota

NÚMERO DE EMBARCACIONES

DIA	EAC	EAME
15 - May	2	1
16 - May	9	2
17 - May	10	3
18 - May	7	2
19 - May	3	2
20 - May	2	4
21 - May	7	2
22 - May	5	1
23 - May	8	2
24 - May	5	3

DIA	EAC				EAME			
	RANGO	MODA	L.MEDIA	% < DE 35 cm	RANGO	MODA	L.MEDIA	% < DE 35 cm
15 - May	20 - 45	26	26.8	98.6	22 - 47	26	27.2	97.5
16 - May	20 - 46	26	26.5	99.3	20 - 45	26	26.9	98.4
17 - May	19 - 41	27	27.5	98.6	21 - 44	27	27.3	98.2
18 - May	20 - 39	27	27.2	98.7	20 - 49	26	26.9	97.7
19 - May	20 - 43	27	26.8	99.0	21 - 46	27	27.7	96.7
20 - May	20 - 39	26	27.8	96.3	20 - 43	27	27.8	96.9
21 - May	20 - 58	33	31.0	86.6	21 - 41	26	26.5	98.4
22 - May	20 - 58	31	31.5	86.5	22 - 47	28 y 31	29.6	91.6
23 - May	20 - 46	26	27.0	98.6	21 - 42	27	27.1	97.9
24 - May	20 - 42	27	27.0	98.6	20 - 50	26	27.3	96.3

ESTRUCTURA POR TAMAÑOS DE MERLUZA POR SUBAREAS 01 AL 24 DE MAYO 2010



* Cifras preliminares, no oficiales