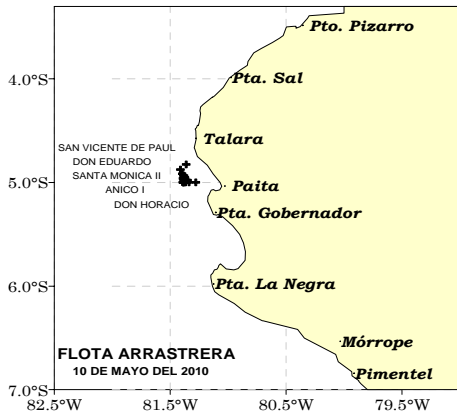




10 DE MAYO DEL 2010

ZONAS DE PESCA DE MERLUZA

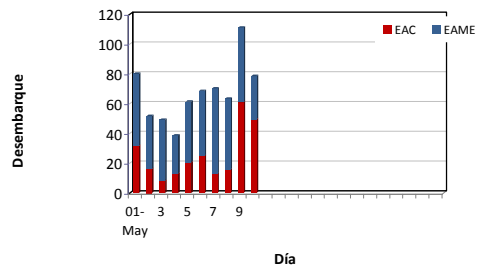


DESEMBARQUE (t) DE RECURSOS DEMERSALES DE LA FLOTA INDUSTRIAL

DIA	MERLUZA	OTROS DEMERSALES	TOTAL
01 - 31 Ene	3528.8	189.4	3718.3
01 - 28 Feb	3342.9	168.6	3511.6
01 - 31 Mar	2172.6	86.5	2259.1
01 - May	80.1	4.4	84.5
02 - May	51.7	6.4	58.1
03 - May	49.3	6.2	55.5
04 - May	38.7	4.6	43.4
05 - May	61.4	6.7	68.1
06 - May	68.5	11.3	79.8
07 - May	70.3	9.2	79.5
08 - May	63.5	3.0	66.6
09 - May	111.2	2.6	113.9
10 - May	78.6	2.1	80.6
<b>TOTAL</b>	<b>9718</b>	<b>501</b>	<b>10219</b>
<b>%</b>	<b>95.1</b>	<b>4.9</b>	<b>100.0</b>

DESEMBARQUE (t) DE MERLUZA POR TIPO DE FLOTA

DIA	INDUSTRIAL			TOTAL
	EAC	EAME	EME	
01 - 31 Ene	2149.8	1379.0		3528.8
01 - 28 Feb	1984.2	1358.7		3342.9
01 - 31 Mar	1062.9	1109.7		2172.6
01 - May	31.7	48.4		80.1
02 - May	16.1	35.6		51.7
03 - May	8.1	41.1		49.3
04 - May	13.2	25.5		38.7
05 - May	20.6	40.7		61.4
06 - May	25.0	43.5		68.5
07 - May	13.0	57.3		70.3
08 - May	15.8	47.7		63.5
09 - May	60.9	50.3		111.2
10 - May	49.6	29.0		78.6
<b>TOTAL</b>	<b>5451.1</b>	<b>4266.6</b>	<b>0.0</b>	<b>9717.7</b>
<b>%</b>	<b>56.1</b>	<b>43.9</b>	<b>0.0</b>	<b>100.0</b>



Desembarque diario (t) de merluza por tipo de flota

NÚMERO DE EMBARCACIONES

DIA	EAC	EAME
01 - May	4	2
02 - May	6	3
03 - May	1	4
04 - May	2	2
05 - May	2	3
06 - May	7	4
07 - May	4	4
08 - May	2	2
09 - May	3	2
10 - May	4	1

DIA	EAC				EAME			
	RANGO	MODA	L.MEDIA	% < DE 35 cm	RANGO	MODA	L.MEDIA	% < DE 35 cm
01 - May	21 - 47	27	27.8	98.0	20 - 43	27	27.7	97.2
02 - May	20 - 44	26	27.0	98.9	20 - 51	27	28.2	96.2
03 - May	22 - 37	26	26.3	99.8	20 - 46	27	27.8	97.2
04 - May	20 - 37	26	26.3	99.7	21 - 51	27	27.1	98.2
05 - May	21 - 37	26	26.0	99.3	19 - 50	26	26.9	98.3
06 - May	20 - 43	25	26.5	99.1	19 - 44	26	26.6	98.2
07 - May	20 - 35	26	26.3	99.9	20 - 48	27	27.2	97.2
08 - May	20 - 45	26	27.2	97.9	21 - 49	27	27.7	94.5
09 - May	20 - 39	26	26.8	98.5	21 - 50	27	27.9	93.7
10 - May	20 - 45	27	27.1	98.1	21 - 38	27	27.0	98.7

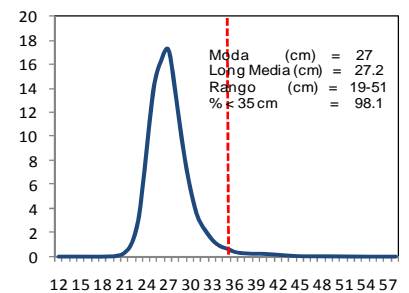
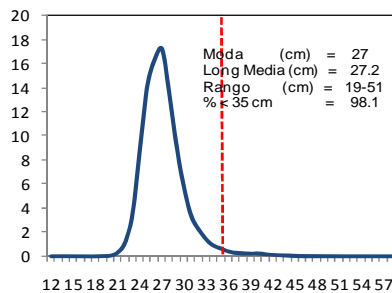
ESTRUCTURA POR TAMAÑOS DE MERLUZA POR SUBAREAS  
 01 AL 10 DE MAYO 2010

Subárea A

Subárea B

Subárea C

TOTAL



\* Cifras preliminares, no oficiales