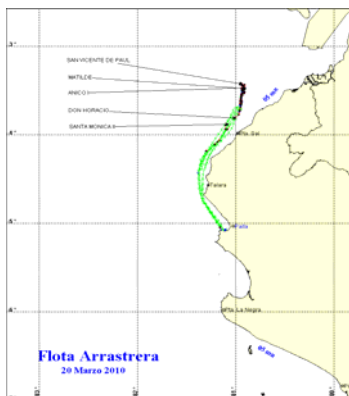




20 DE MARZO DE 2010

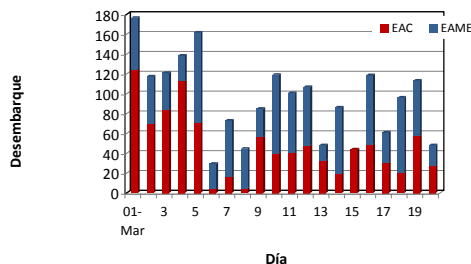
ZONAS DE PESCA DE MERLUZA



DIA	MERLUZA	OTROS DEMERSALES	TOTAL
01 - 31 Ene	3530.3	189.4	3719.7
01 - 28 Feb	3342.9	168.6	3511.6
01 - 15 Mar	1453.6	86.5	1540.1
16 - Mar	118.7	11.3	130.0
17 - Mar	61.0	3.3	64.3
18 - Mar	96.4	10.4	106.7
19 - Mar	113.4	6.4	119.8
20 - Mar	48.3	6.7	55.0
<b>TOTAL</b>	<b>8765</b>	<b>483</b>	<b>9247</b>
<b>%</b>	<b>94.8</b>	<b>5.2</b>	<b>100.0</b>

DESEMBARQUE (t) DE MERLUZA POR TIPO DE FLOTA

DIA	INDUSTRIAL			TOTAL
	EAC	EAME	EME	
01 - 31 Ene	2151.3	1379.0		3530.3
01 - 28 Feb	1984.2	1358.7		3342.9
01 - 15 Mar	767.2	686.3		1453.6
16 - Mar	49.0	69.7		118.7
17 - Mar	30.1	30.9		61.0
18 - Mar	20.4	75.9		96.4
19 - Mar	57.7	55.7		113.4
20 - Mar	27.3	21.0		48.3
<b>TOTAL</b>	<b>5087.2</b>	<b>3677.4</b>	<b>0.0</b>	<b>8764.5</b>
<b>%</b>	<b>58.0</b>	<b>42.0</b>	<b>0.0</b>	<b>100.0</b>



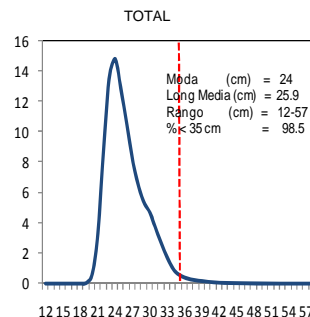
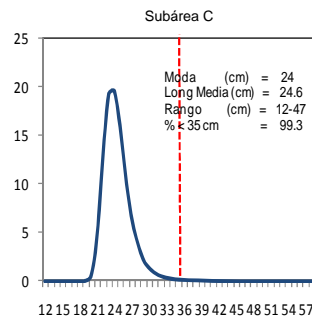
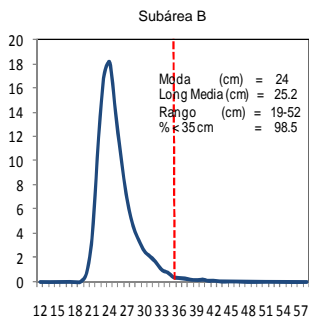
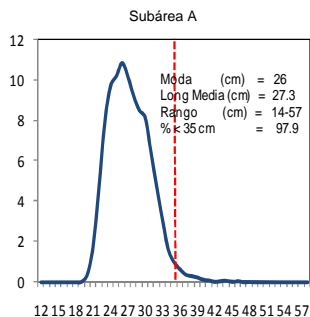
Desembarque diario (t) de merluza por tipo de flota

NÚMERO DE EMBARCACIONES

DIA	EAC	EAME
16 - Mar	6	3
17 - Mar	4	1
18 - Mar	2	3
19 - Mar	6	2
20 - Mar	2	2

DIA	EAC				EAME			
	RANGO	MODA	L.MEDIA	% < DE 35 cm	RANGO	MODA	L.MEDIA	% < DE 35 cm
16 - Mar	19 - 48	26	26.9	97.1	19 - 46	24	26.3	98.4
17 - Mar	20 - 45	23 y 28	26.8	97.1	20 - 38	24	25.6	99.4
18 - Mar	20 - 38	24	27.4	95.7	20 - 47	26 y 30	28.7	90.7
19 - Mar	19 - 46	31 y 25	28.4	91.4	20 - 47	31	30.2	83.7
20 - Mar	20 - 41	31	28.5	92.4	20 - 57	29	29.4	84.9

ESTRUCTURA POR TAMAÑOS DE MERLUZA POR SUBAREAS  
 AI 20 DE MARZO DE 2010



\* Cifras preliminares, no oficiales