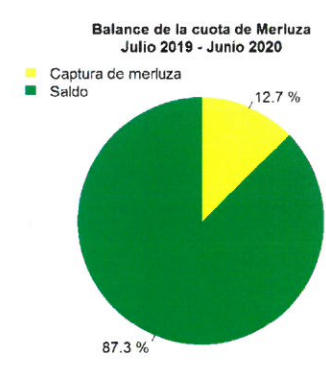
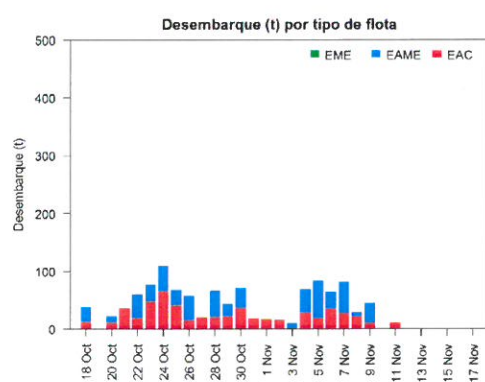
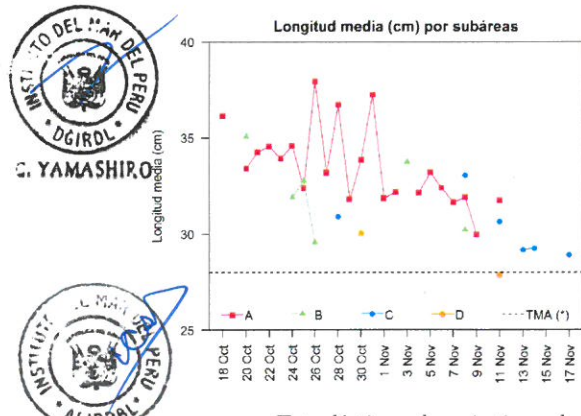
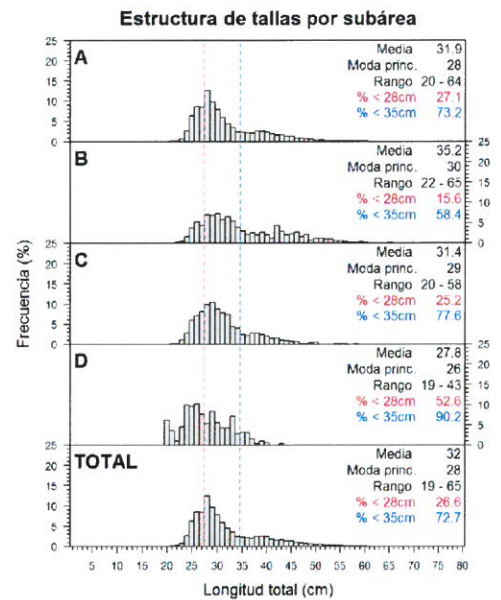
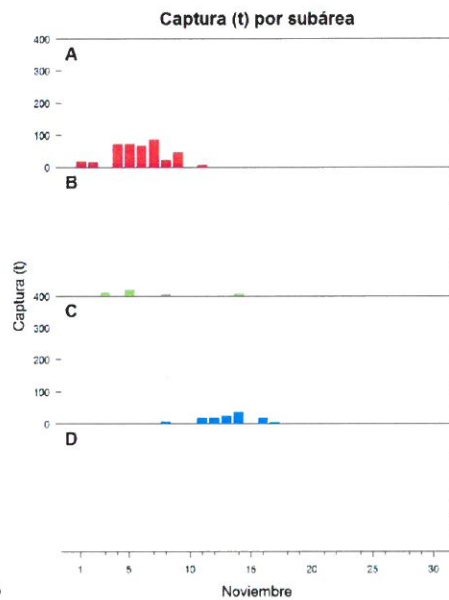
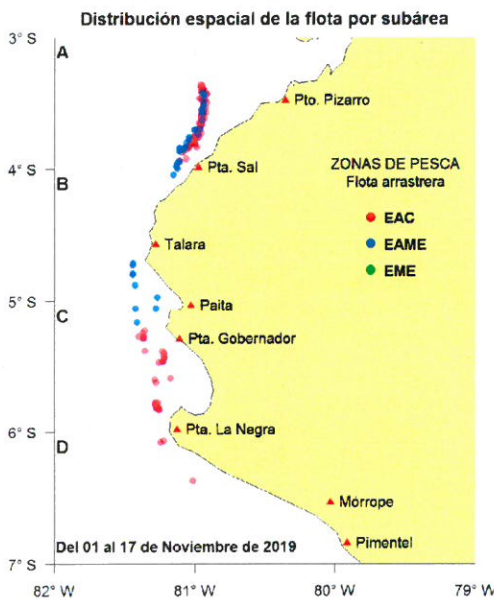




Reporte 1. Pesquería de Merluza  
Al 17 de noviembre de 2019

Desembarque (t) de recursos demersales de la flota arrastrera

	INDUSTRIAL			TOTAL	OTROS	TOTAL	Número embarcaciones		
	EAC	EAME	EME	merluza	demersales		EAC	EAME	EME
jul 2019	989.8	1167.2		2157	333.8	2490.8			
ago 2019	1176.4	1732.7		2909.1	728.3	3637.4			
sep 2019	340.4	701.4		1041.8	148.6	1190.4			
oct 2019	502.9	456.7		959.6	293.9	1253.5			
01-12 Nov	180.4	236.8		417.2	47.6	464.8			
13 Nov	0.4			0.4	21.5	21.9	1		
14 Nov	0.2	0.2		0.4	38.2	38.6	2	1	
15 Nov									
16 Nov	0.2			0.2	15.6	15.8	1		
17 Nov	0.4			0.4	1.7	2.1	2		
<b>TOTAL</b>	<b>3191.1</b>	<b>4295</b>		<b>7486.1</b>	<b>1629.2</b>	<b>9115.3</b>	<b>6</b>	<b>1</b>	



Estadísticas descriptivas de la estructura de tallas por subárea al 17 de noviembre de 2019

	A				B				C				D			
	Rango	Moda	Media	%<28cm	Rango	Moda	Media	%<28cm	Rango	Moda	Media	%<28cm	Rango	Moda	Media	%<28cm
11-Nov	20 - 49	26	31.8	30.9					20 - 54	30	30.6	29.8	19 - 43	26	27.8	52.6
13-Nov									23 - 36	32	29.2	40.8				
14-Nov									23 - 36	25	29.2	41.8				
17-Nov									22 - 41	25	28.9	42.9				

Cifras preliminares.  
(\*) Talla Mínima Autorizada