



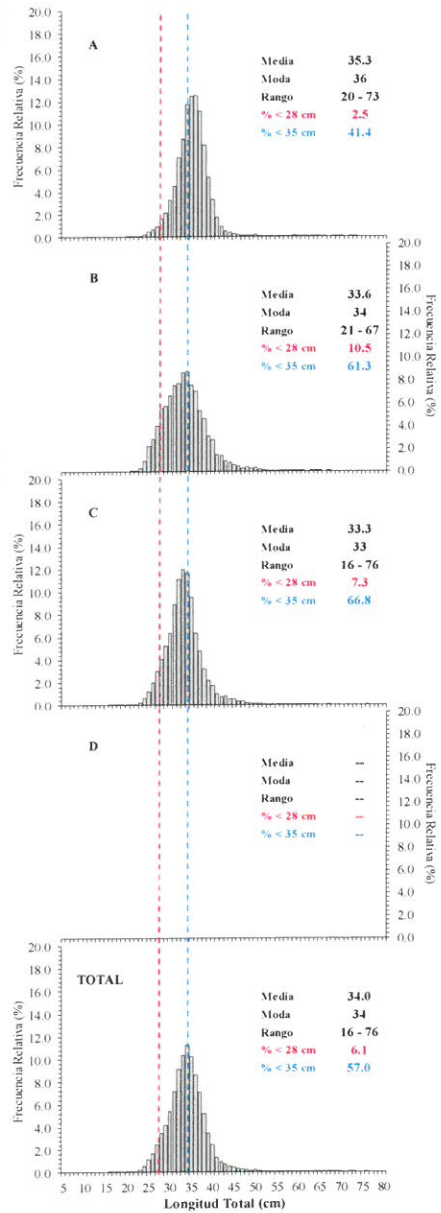
Reporte I. Pesquería de Merluza

27 de mayo de 2018

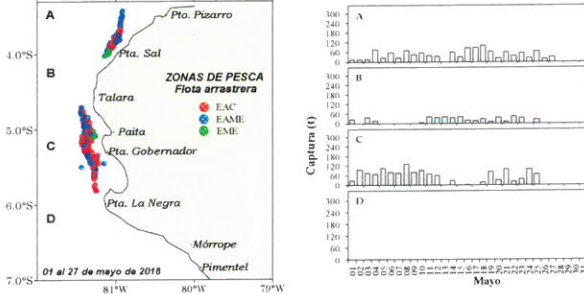
Desembarque (t) de Recursos Demersales de la Flota Arrastrera

DIA	INDUSTRIAL			TOTAL MERLUZA	Otros demersales	TOTAL	Número embarcaciones		
	EAC	EAME	EME				EAC	EAME	EME
Jul-17	1914.5	1556.7	8.7	3479.8	161.3	3641.2			
ago-17	2621.7	2515.0	11.1	5147.8	178.1	5325.9			
Sep-17	149.2	--	0.0	149.2	33.4	182.6			
oct-17	1927.9	1033.4	18.0	2979.3	165.4	3144.8			
nov-17	2700.6	2133.3	1.3	4835.2	234.5	5069.7			
dic-17	3640.5	1575.1	11.2	5226.8	198.1	5424.9			
ene-18	3249.4	2280.4	0.6	5530.4	173.4	5703.8			
feb-18	2665.0	2353.1	5.8	5024.0	199.3	5223.3			
mar-18	2595.2	2775.2	59.0	5429.4	184.3	5613.7			
abr-18	1382.0	2115.3	51.4	3548.7	100.7	3649.4			
01 - 15 may	744.3	1067.2	10.3	1821.9	59.8	1881.7			
16-may	65.1	41.3	--	106.4	2.7	109.1	7	1	
17-may	26.4	77.1	1.0	104.4	21.5	125.9	2	2	1
18-may	57.2	90.2	--	147.4	5.7	153.0	5	3	
19-may	44.8	110.9	2.2	157.9	10.4	168.3	4	4	1
20-may	26.3	67.0	--	93.3	1.7	95.0	4	2	
21-may	72.0	97.1	2.9	171.9	10.8	182.7	6	3	1
22-may	48.9	54.9	--	103.8	3.8	107.6	6	2	
23-may	29.0	98.4	2.0	129.4	15.7	145.1	4	3	1
24-may	43.2	79.4	--	122.6	1.4	124.1	3	2	
25-may	78.9	74.1	2.0	155.0	11.8	166.8	7	2	1
26-may	19.5	--	--	19.5	0.5	20.1	2		
27-may	--	30.7	--	30.7	1.6	32.3		1	
<b>Total</b>	<b>24101.6</b>	<b>20225.8</b>	<b>187.4</b>	<b>44514.8</b>	<b>1776.1</b>	<b>46290.8</b>			

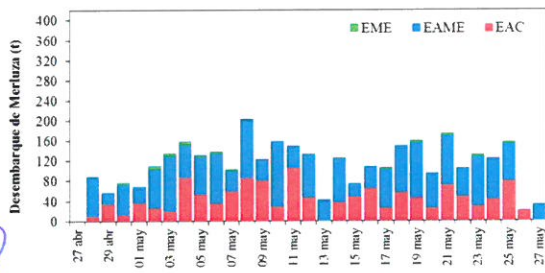
Estructura de Tallas por Subáreas del 01 al 27 mayo



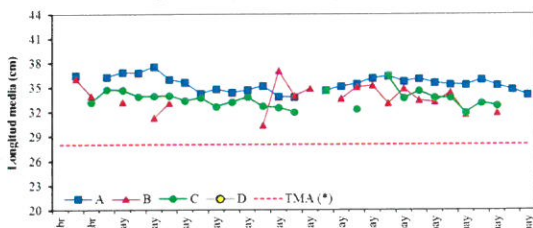
Distribución espacial de la flota y captura (t) por subárea del 01 al 27 mayo



Desembarque de Merluza (t) por tipo de Flota



Longitud media (cm) de Merluza por subáreas



Estadísticas descriptivas de la estructura de tallas de Merluza por subárea del 16 al 27 mayo

Dia	A				B				C				D			
	Rango	Moda	Media	%<28 cm	Rango	Moda	Media	%<28 cm	Rango	Moda	Media	%<28 cm	Rango	Moda	Media	%<28 cm
16-may	23-62	35	35.4	1.1	22-61	33	35.1	6.3	24-53	32	32.3	11.0				
17-may	23-64	36	36.1	2.1	21-55	36	35.2	7.0								
18-may	24-73	37	36.4	1.2	22-56	34	33.1	10.7	23-60	34	36.4	2.0				
19-may	23-72	34	35.7	2.8	24-54	35	34.9	3.8	22-60	35	33.7	6.1				
20-may	22-54	36	36.0	1.6	23-65	32	33.4	9.1	23-58	33	34.5	3.4				
21-may	22-60	35	35.6	1.9	22-50	32	33.3	8.7	22-63	33	33.7	6.5				
22-may	23-52	36	35.4	0.7	24-60	34	34.4	6.3	25-76	34	33.8	8.7				
23-may	24-61	35	35.3	2.8	21-58	29	31.7	17.5	24-60	31	31.9	8.8				
24-may	24-46	36	35.2	1.4	22-51	31	31.9	12.7	18-63	32	32.8	7.1				
25-may	20-69	35	35.2	1.4												
26-may	23-49	36	34.7	2.7												
27-may	24-55	35	34.0	6.0												

Cifras preliminares  
 (\*) TMA: Talla mínima autorizada (28cm)

R. GUEVARA

C. YAMASHIRO

V. BLASKOVIC