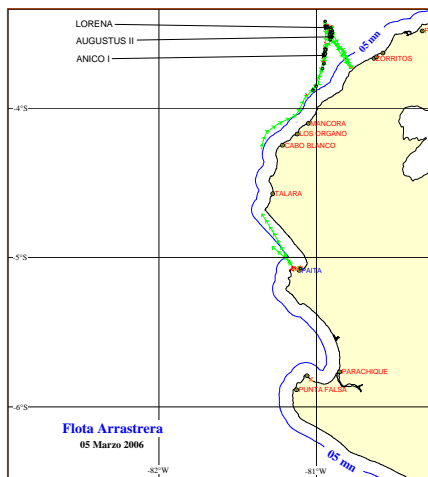




ZONAS DE PESCA DE MERLUZA

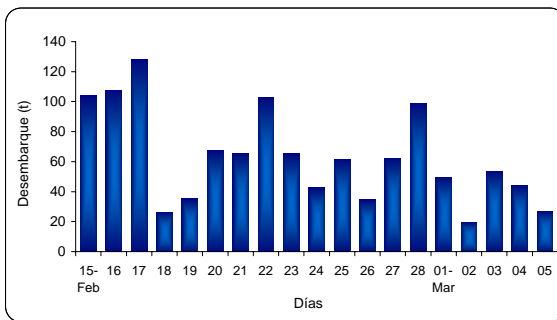


DESEMBARQUE (t) DE RECURSOS DEMERSALES DE LA FLOTA INDUSTRIAL

DIA	MERLUZA	OTROS DEMERSALES	TOTAL
01 - 15 Ene	583.4	125.2	708.6
16 - 31 Ene	1194.9	109.8	1304.7
01 - 15 Feb	1446.5	170.3	1616.8
16 - 28 Feb	898.7	120.3	1019.0
01 - Mar	49.5	11.5	61.0
02 - Mar	19.5	1.4	21.0
03 - Mar	53.4	34.7	88.1
04 - Mar	44.2	15.2	59.4
05 - Mar	26.9	1.9	28.8
TOTAL	4316.9	590.5	4907.3
%	88.0	12.0	100.0

DESEMBARQUE (t) DE MERLUZA POR TIPO DE FLOTA

DIA	INDUSTRIAL			TOTAL
	EAC	EAME	EME	
01 - 15 Ene	248.0	335.4		583.4
16 - 31 Ene	641.6	553.3		1194.9
01 - 15 Feb	827.0	619.5		1446.5
16 - 28 Feb	438.6	459.0	1.1	898.7
01 - Mar	1.9	47.5		49.5
02 - Mar	6.2	13.3		19.5
03 - Mar	19.7	33.7		53.4
04 - Mar	13.6	30.6		44.2
05 - Mar	3.8	23.0		26.9
TOTAL	2200.5	2115.3	1.1	4316.9
%	51.0	49.0	0.0	100.0



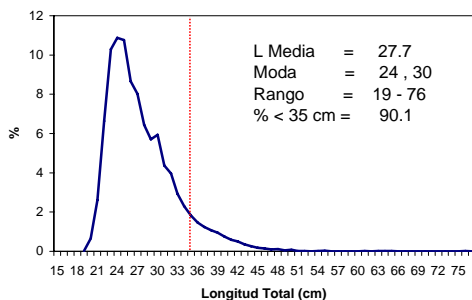
NUMERO DE EMBARCACIONES

DIA	EAC	EAME
01 - Mar	2	2
02 - Mar	1	1
03 - Mar	5	2
04 - Mar	2	2
05 - Mar	1	1

DIA	EAC				EAME			
	RANGO	MODA	L.MEDIA	% < DE 35 cm	RANGO	MODA	L.MEDIA	% < DE 35 cm
01 - Mar	20 - 45	22,28	25.5	97.2	20 - 76	23,28	26.6	93.6
02 - Mar	21 - 50	28,35	30.2	78.7	21 - 48	25,27,29	27.8	93.8
03 - Mar	19 - 52	25	27.0	92.1	20 - 48	25,30	28.3	89.9
04 - Mar	19 - 50	23,26,30	26.6	89.6	20 - 50	24,30	29.3	84.0
05 - Mar	20 - 55	24,30	28.1	88.4	21 - 51	25,30	28.3	87.5

ESTRUCTURA POR TAMAÑOS DE MERLUZA

01 - 05 DE MARZO DEL 2006



* Cifras preliminares, no oficiales