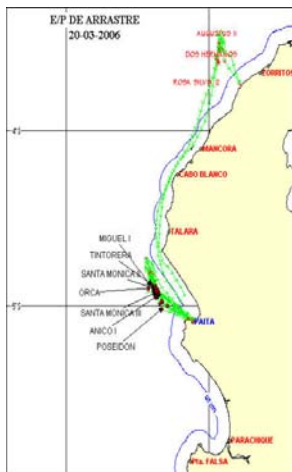




20 DE MARZO 2006

ZONAS DE PESCA DE MERLUZA

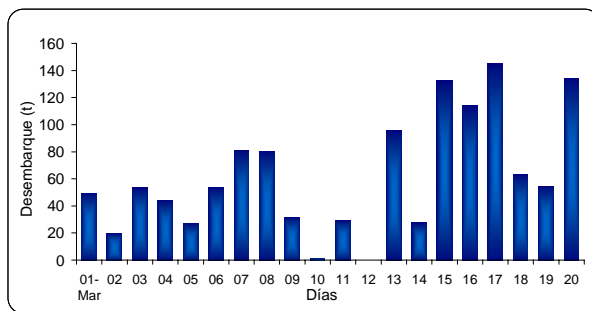


DESEMBARQUE (t) DE RECURSOS DEMERSALES DE LA FLOTA INDUSTRIAL

DIA	MERLUZA	OTROS DEMERSALES	TOTAL
01 - 15 Ene	583.4	125.2	708.6
16 - 31 Ene	1194.9	109.8	1304.7
01 - 15 Feb	1446.5	170.3	1616.8
16 - 28 Feb	898.7	120.3	1019.0
01 - 15 Mar	726.0	143.2	869.2
16 - Mar	114.2	10.1	124.3
17 - Mar	145.0	11.2	156.2
18 - Mar	63.1	3.8	67.0
19 - Mar	54.7	3.6	58.2
20 - Mar	134.0	18.9	152.9
<b>TOTAL</b>	<b>5360.4</b>	<b>716.6</b>	<b>6077.0</b>
<b>%</b>	<b>88.2</b>	<b>11.8</b>	<b>100.0</b>

DESEMBARQUE (t) DE MERLUZA POR TIPO DE FLOTA

DIA	INDUSTRIAL			TOTAL
	EAC	EAME	EME	
01 - 15 Ene	248.0	335.4		583.4
16 - 31 Ene	641.6	553.3		1194.9
01 - 15 Feb	827.0	619.5		1446.5
16 - 28 Feb	438.6	459.0	1.1	898.7
01 - 15 Mar	228.0	498.0	0.0	726.0
16 - Mar	46.8	67.4		114.2
17 - Mar	63.4	81.6		145.0
18 - Mar	35.2	27.9		63.1
19 - Mar	38.4	16.2		54.7
20 - Mar	59.6	74.4		134.0
<b>TOTAL</b>	<b>2626.6</b>	<b>2732.7</b>	<b>1.1</b>	<b>5360.4</b>
<b>%</b>	<b>49.0</b>	<b>51.0</b>	<b>0.0</b>	<b>100.0</b>

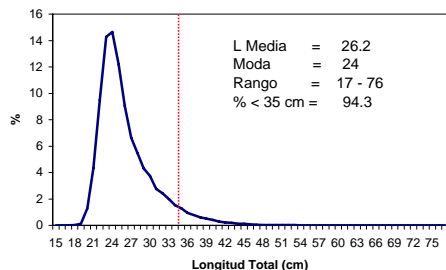


NUMERO DE EMBARCACIONES

DIA	EAC	EAME
16 - Mar	8	3
17 - Mar	7	3
18 - Mar	3	2
19 - Mar	5	1
20 - Mar	10	3

DIA	EAC				EAME			
	RANGO	MODA	L.MEDIA	% < DE 35 cm	RANGO	MODA	L.MEDIA	% < DE 35 cm
16 - Mar	17 - 51	23	23.9	99.3	18 - 44	23	24.0	99.2
17 - Mar	18 - 47	23	24.7	98.7	20 - 47	23,28	24.7	98.3
18 - Mar	19 - 40	23	24.7	99.5	17 - 50	24,28	25.8	97.4
19 - Mar	19 - 49	24	24.6	98.9	20 - 47	23,28	24.5	99.1
20 - Mar	18 - 54	25	26.1	96.8	19 - 45	24,29	25.8	97.9

ESTRUCTURA POR TAMAÑOS DE MERLUZA  
01 - 20 DE MARZO DEL 2006



\* Cifras preliminares, no oficiales