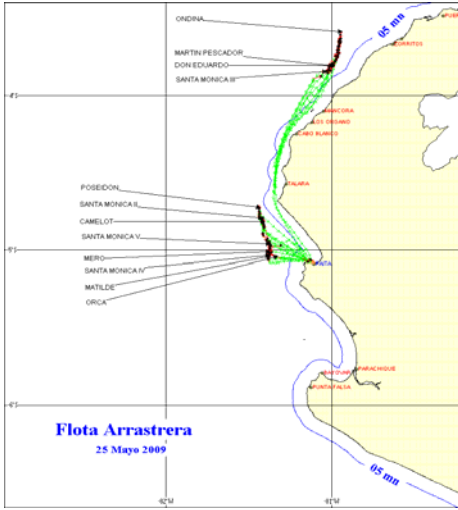




25 DE MAYO 2009

ZONAS DE PESCA DE MERLUZA

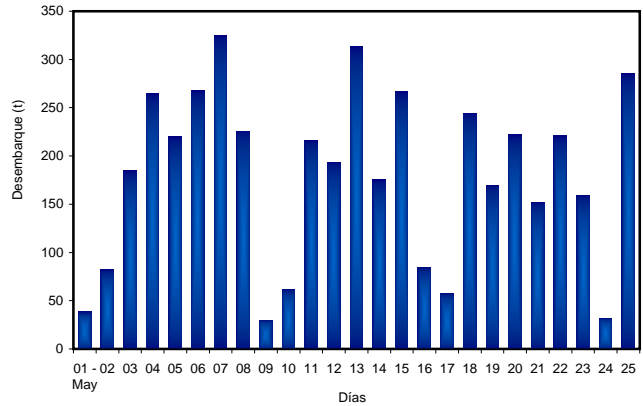


DESEMBARQUE (t) DE RECURSOS DEMERSALES DE LA FLOTA INDUSTRIAL

DIA	MERLUZA	OTROS DEMERSALES	TOTAL
01 - 15 Ene	787.1	57.8	844.9
16 - 31 Ene	1861.9	110.0	1972.0
01 - 15 Feb	2588.0	111.2	2699.1
01 - 20 Mar	33.1	2.5	35.7
21 - 31 Mar	1230.9	68.7	1299.6
01 - 15 Abr	1836.8	83.4	1920.2
16 - 30 Abr	2656.2	132.4	2788.6
01 - 15 May	2861.7	122.5	2984.2
16 - May	84.5	3.4	87.9
17 - May	57.7	2.6	60.4
18 - May	244.2	8.1	252.3
19 - May	169.7	8.3	178.0
20 - May	221.9	8.2	230.1
21 - May	152.0	5.7	157.7
22 - May	221.1	8.0	229.0
23 - May	159.3	5.6	164.9
24 - May	32.0	2.2	34.2
25 - May	285.1	7.3	292.5
<b>TOTAL</b>	<b>15483.2</b>	<b>747.9</b>	<b>16231.1</b>
<b>%</b>	<b>95.4</b>	<b>4.6</b>	<b>100.0</b>

DESEMBARQUE (t) DE MERLUZA POR TIPO DE FLOTA

DIA	INDUSTRIAL			TOTAL
	EAC	EAME	EME	
01 - 15 Ene	489.9	297.2		787.1
16 - 31 Ene	1198.1	663.8		1861.9
01 - 15 Feb	1826.8	761.2		2588.0
01 - 20 Mar	33.15	0.00		33.1
21 - 31 Mar	871.5	359.4		1230.9
01 - 15 Abr	1036.2	800.6		1836.8
16 - 30 Abr	1585.6	1070.6		2656.2
01 - 15 May	1731.2	1130.5		2861.7
16 - May	22.4	62.2		84.5
17 - May	39.1	18.6		57.7
18 - May	112.9	131.2		244.2
19 - May	105.0	64.7		169.7
20 - May	113.6	108.3		221.9
21 - May	87.7	64.3		152.0
22 - May	81.1	139.9		221.1
23 - May	90.3	69.0		159.3
24 - May	32.0	0.0		32.0
25 - May	145.1	140.0		285.1
<b>TOTAL</b>	<b>9601.7</b>	<b>5881.5</b>	<b>0.0</b>	<b>15483.2</b>
<b>%</b>	<b>62.0</b>	<b>38.0</b>	<b>0.0</b>	<b>100.0</b>

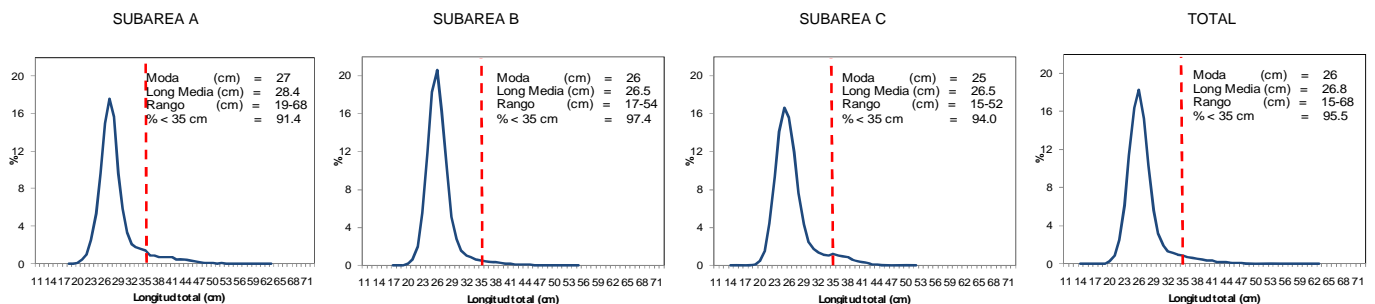


NUMERO DE EMBARCACIONES

DIA	EAC	EAME
15 - May	13	4
16 - May	3	2
17 - May	3	1
18 - May	9	4
19 - May	11	2
20 - May	10	3
21 - May	9	2
22 - May	8	4
23 - May	9	2
24 - May	5	
25 - May	9	4

DIA	EAC				EAME			
	RANGO	MODA	L.MEDIA	% < DE 35 cm	RANGO	MODA	L.MEDIA	% < DE 35 cm
15 - May	20 - 46	25	25.8	98.2	20 - 52	26	27.2	95.7
16 - May	21 - 41	26	26.4	99.5	21 - 39	26	26.1	99.3
17 - May	20 - 52	25	26.8	94.2	20 - 56	27	27.6	95.4
18 - May	19 - 52	26	26.6	97.5	21 - 42	26	26.2	98.8
19 - May	20 - 52	26	26.8	96.9	21 - 41	26	27.0	96.7
20 - May	20 - 47	26	26.7	97.8	21 - 52	26	26.7	96.3
21 - May	18 - 49	26.0	26.9	96.9	22 - 41	26	25.9	98.3
22 - May	20 - 56	27.0	27.5	94.8	20 - 56	27	27.8	91.4
23 - May	19 - 48	27	27.3	96.5	20 - 39	26	27.3	97.9
24 - May	19 - 56	26	27.6	94.7				
25 - May	20 - 50	26	26.2	97.9	20 - 61	27	27.6	95.2

ESTRUCTURA POR TAMAÑOS DE MERLUZA  
01 - 25 DE MAYO DEL 2009



\* Cifras preliminares, no oficiales