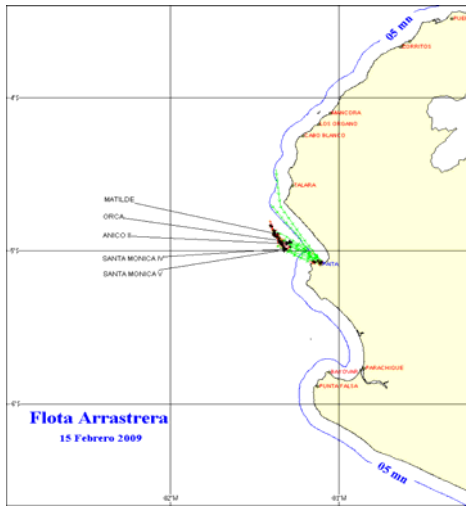




15 DE FEBRERO 2009

ZONAS DE PESCA DE MERLUZA

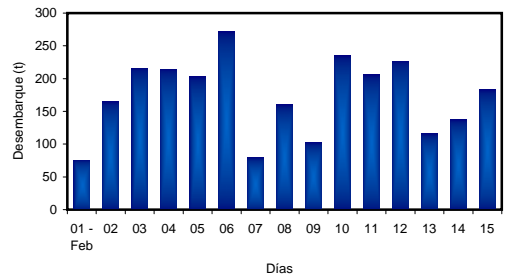


DESEMBARQUE (t) DE RECURSOS DEMERSALES DE LA FLOTA INDUSTRIAL

DIA	MERLUZA	OTROS DEMERSALES	TOTAL
01 - 15 Ene	787.1	57.8	844.9
16 - 31 Ene	1861.9	110.0	1972.0
01 - Feb	75.1	1.3	76.4
02 - Feb	164.7	5.3	170.0
03 - Feb	215.8	11.6	227.4
04 - Feb	214.0	10.4	224.4
05 - Feb	202.7	5.2	207.9
06 - Feb	271.5	9.3	280.8
07 - Feb	79.0	3.0	81.9
08 - Feb	160.2	6.2	166.4
09 - Feb	102.0	4.8	106.9
10 - Feb	235.1	12.8	247.8
11 - Feb	205.8	9.3	215.1
12 - Feb	226.0	10.6	236.6
13 - Feb	115.8	7.2	123.0
14 - Feb	137.3	8.0	145.2
15 - Feb	183.0	6.4	189.4
TOTAL	5237.0	279.0	5516.0
%	94.9	5.1	100.0

DESEMBARQUE (t) DE MERLUZA POR TIPO DE FLOTA

DIA	INDUSTRIAL			TOTAL
	EAC	EAME	EME	
01 - 15 Ene	489.9	297.2		787.1
16 - 31 Ene	1198.1	663.8		1861.9
01 - Feb	75.1	0.0		75.1
02 - Feb	94.6	70.1		164.7
03 - Feb	90.3	125.5		215.8
04 - Feb	186.1	28.0		214.0
05 - Feb	171.9	30.8		202.7
06 - Feb	170.1	101.4		271.5
07 - Feb	79.0	0.0		79.0
08 - Feb	131.7	28.5		160.2
09 - Feb	74.7	27.3		102.0
10 - Feb	132.4	102.7		235.1
11 - Feb	140.4	65.4		205.8
12 - Feb	169.1	56.9		226.0
13 - Feb	91.0	24.8		115.8
14 - Feb	103.1	34.1		137.3
15 - Feb	117.2	65.8		183.0
TOTAL	3514.8	1722.3	0.0	5237.0
%	67.1	32.9	0.0	100.0

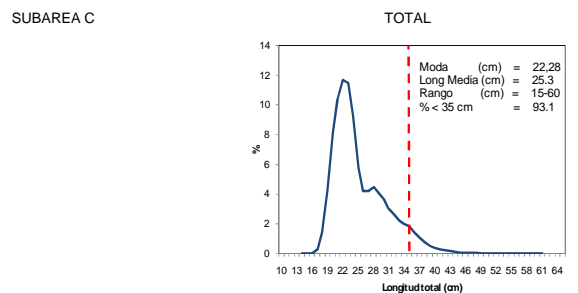
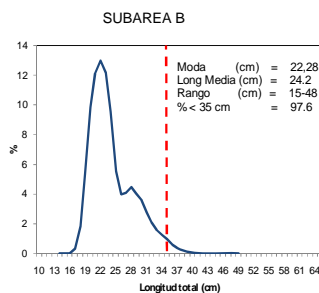
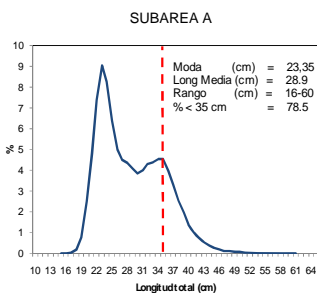


NUMERO DE EMBARCACIONES

DIA	EAC	EAME
01 - Feb	5	
02 - Feb	6	2
03 - Feb	7	4
04 - Feb	13	1
05 - Feb	10	1
06 - Feb	9	3
07 - Feb	6	
08 - Feb	8	1
09 - Feb	6	1
10 - Feb	10	3
11 - Feb	9	2
12 - Feb	12	2
13 - Feb	8	1
14 - Feb	8	1
15 - Feb	6	2

DIA	EAC				EAME			
	RANGO	MODA	L.MEDIA	% < DE 35 cm	RANGO	MODA	L.MEDIA	% < DE 35 cm
01 - Feb	17 - 51	34,24	31,4	65,7				
02 - Feb	16 - 52	23,34	28,9	76,5	20 - 60	37,22	33,0	52,1
03 - Feb	16 - 52	28,22	28,0	82,3	17 - 52	21,29	24,8	94,2
04 - Feb	16 - 51	22,29	26,3	92,5	16 - 39	20,29	23,8	99,2
05 - Feb	17 - 56	22,28	24,8	97,4	17 - 39	28,20	26,3	95,6
06 - Feb	17 - 51	22,28	24,3	98,1	18 - 58	21,28	24,9	95,0
07 - Feb	17 - 55	22,32	25,4	89,0				
08 - Feb	17 - 54	23,28	24,4	96,7	17 - 54	22,27	25,4	90,3
09 - Feb	17 - 48	23	24,8	95,3	19 - 44	28,32	29,1	90,9
10 - Feb	17 - 53	22	24,9	93,3	19 - 51	23,28	27,5	89,6
11 - Feb	17 - 47	23	24,4	96,7	18 - 50	23,29	25,2	92,9
12 - Feb	16 - 50	21	23,4	96,2	17 - 53	22,28	26,7	87,8
13 - Feb	16 - 48	22,29	24,8	95,0	17 - 55	21,29	24,2	94,0
14 - Feb	15 - 54	21,32	24,5	95,8	20 - 55	23	26,0	94,9
15 - Feb	16 - 40	22,30	25,3	94,4	17 - 45	23	25,2	98,0

ESTRUCTURA POR TAMAÑOS DE MERLUZA
01 - 15 DE FEBRERO DEL 2009



* Cifras preliminares, no oficiales