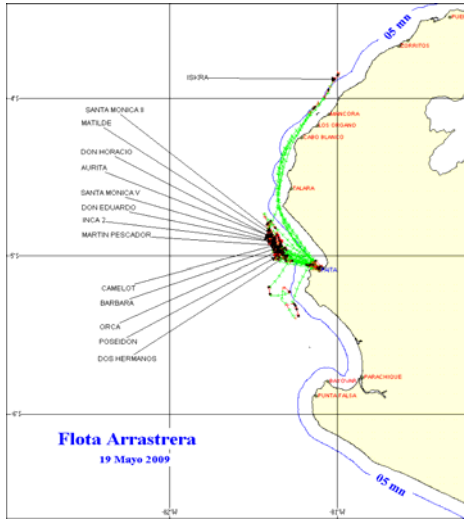




20 DE MAYO 2009

ZONAS DE PESCA DE MERLUZA

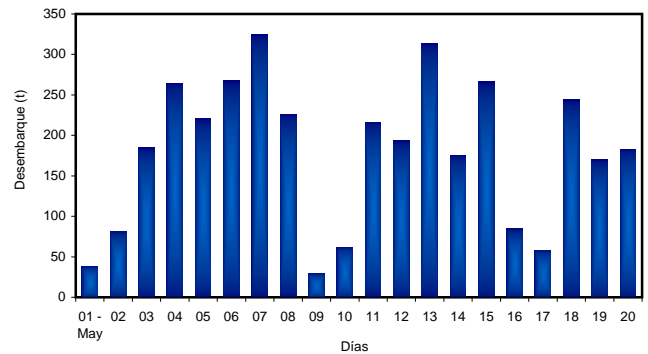


DESEMBARQUE (t) DE RECURSOS DEMERSALES DE LA FLOTA INDUSTRIAL

DIA	MERLUZA	OTROS DEMERSALES	TOTAL
01 - 15 Ene	787.1	57.8	844.9
16 - 31 Ene	1861.9	110.0	1972.0
01 - 15 Feb	2588.0	111.2	2699.1
01 - 20 Mar	33.1	2.5	35.7
21 - 31 Mar	1230.9	68.7	1299.6
01 - 15 Abr	1836.8	83.4	1920.2
16 - 30 Abr	2656.2	132.4	2788.6
01 - 15 May	2863.2	122.5	2985.7
16 - May	84.5	3.4	87.9
17 - May	57.7	2.6	60.4
18 - May	244.2	8.1	252.3
19 - May	169.7	8.3	178.0
20 - May	182.9	7.9	190.8
TOTAL	14596.2	718.8	15315.0
%	95.3	4.7	100.0

DESEMBARQUE (t) DE MERLUZA POR TIPO DE FLOTA

DIA	INDUSTRIAL			TOTAL
	EAC	EAME	EME	
01 - 15 Ene	489.9	297.2		787.1
16 - 31 Ene	1198.1	663.8		1861.9
01 - 15 Feb	1826.8	761.2		2588.0
01 - 20 Mar	33.15	0.00		33.1
21 - 31 Mar	871.5	359.4		1230.9
01 - 15 Abr	1036.2	800.6		1836.8
16 - 30 Abr	1585.6	1070.6		2656.2
01 - 15 May	1732.7	1130.5		2863.2
16 - May	22.4	62.2		84.5
17 - May	39.1	18.6		57.7
18 - May	112.9	131.2		244.2
19 - May	105.0	64.7		169.7
20 - May	113.6	69.3		182.9
TOTAL	9166.9	5429.2	0.0	14596.2
%	62.8	37.2	0.0	100.0

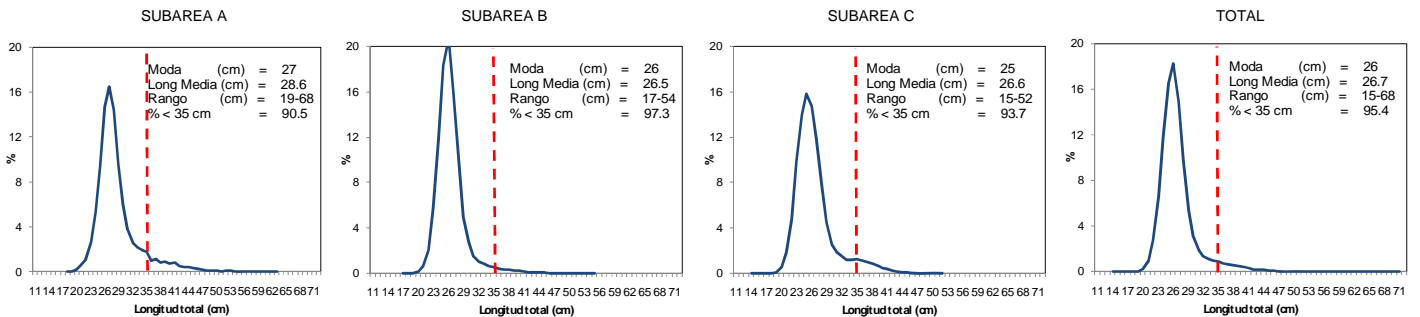


NUMERO DE EMBARCACIONES

DIA	EAC	EAME
15 - May	13	4
16 - May	3	2
17 - May	3	1
18 - May	9	4
19 - May	11	2
20 - May	10	2

DIA	EAC				EAME			
	RANGO	MODA	L.MEDIA	% < DE 35 cm	RANGO	MODA	L.MEDIA	% < DE 35 cm
15 - May	20 - 46	25	25.8	98.2	20 - 52	26	27.2	95.7
16 - May	21 - 41	26	26.4	99.5	21 - 39	26	26.1	99.3
17 - May	20 - 52	25	26.8	94.2	20 - 56	27	27.6	95.4
18 - May	19 - 52	26	26.6	97.5	21 - 42	26	26.2	98.8
19 - May	20 - 50	26	26.5	98.1	21 - 41	26	27.0	96.7
20 - May	20 - 47	26	26.4	98.6	21 - 46	25	26.0	98.9

ESTRUCTURA POR TAMAÑOS DE MERLUZA
01 - 20 DE MAYO DEL 2009



* Cifras preliminares, no oficiales