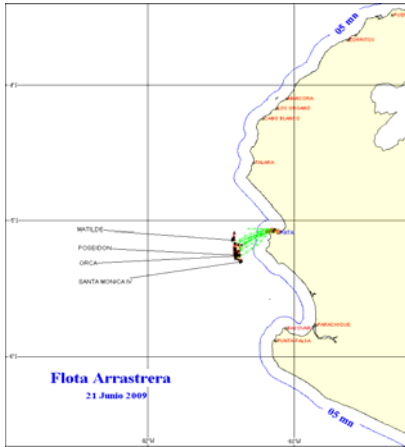


21 DE JUNIO 2009

ZONAS DE PESCA DE MERLUZA

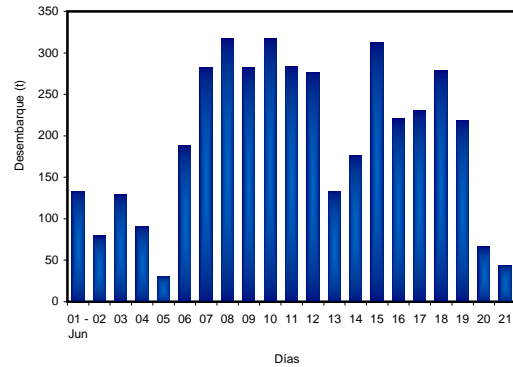


DESEMBARQUE (t) DE RECURSOS DEMERSALES DE LA FLOTA INDUSTRIAL

DIA	MERLUZA	OTROS DEMERSALES	TOTAL
01 - 15 Ene	787.1	57.8	844.9
16 - 31 Ene	1861.9	110.0	1972.0
01 - 15 Feb	2588.0	111.2	2699.1
01 - 20 Mar	33.1	2.5	35.7
21 - 31 Mar	1230.9	68.7	1299.6
01 - 15 Abr	1836.8	83.4	1920.2
16 - 30 Abr	2656.2	132.4	2788.6
01 - 15 May	2861.7	122.5	2984.2
16 - 31 May	2749.3	105.3	2854.6
01 - 15 Jun	2881.7	98.4	2980.1
16 - Jun	220.5	4.7	225.2
17 - Jun	230.7	8.8	239.5
18 - Jun	278.4	8.2	286.6
19 - Jun	218.3	11.8	230.1
20 - Jun	66.2	3.5	69.7
21 - Jun	43.6	2.2	45.8
TOTAL	20544.3	931.4	21475.8
%	95.7	4.3	100.0

DESEMBARQUE (t) DE MERLUZA POR TIPO DE FLOTA

DIA	INDUSTRIAL			TOTAL
	EAC	EAME	EME	
01 - 15 Ene	489.9	297.2		787.1
16 - 31 Ene	1198.1	663.8		1861.9
01 - 15 Feb	1826.8	761.2		2588.0
01 - 20 Mar	33.15	0.00		33.1
21 - 31 Mar	871.5	359.4		1230.9
01 - 15 Abr	1036.2	800.6		1836.8
16 - 30 Abr	1585.6	1070.6		2656.2
01 - 15 May	1731.2	1130.5		2861.7
16 - 31 May	1505.6	1243.7		2749.3
01 - 15 Jun	1717.2	1164.5		2881.7
16 - Jun	165.8	54.7		220.5
17 - Jun	172.2	58.5		230.7
18 - Jun	143.1	135.3		278.4
19 - Jun	134.0	84.3		218.3
20 - Jun	18.0	48.2		66.2
21 - Jun	43.6			43.6
TOTAL	12671.8	7872.5	0.0	20544.3
%	61.7	38.3	0.0	100.0

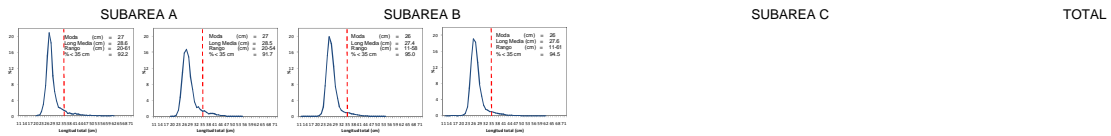


NUMERO DE EMBARCACIONES

DIA	EAC	EAME
01 - Jun	12	4
02 - Jun	10	2
03 - Jun	11	2
04 - Jun	2	3
05 - Jun	6	2
06 - Jun	5	1
07 - Jun	3	
08 - Jun	8	3
09 - Jun	14	2
10 - Jun	16	4
11 - Jun	12	4
12 - Jun	13	3
13 - Jun	8	1
14 - Jun	10	1
15 - Jun	13	4
16 - Jun	13	2
17 - Jun	13	2
18 - Jun	12	4
19 - Jun	12	3
20 - Jun	2	2
21 - Jun	4	

DIA	EAC				EAME			
	RANGO	MODA	L.MEDIA	% < DE 35 cm	RANGO	MODA	L.MEDIA	% < DE 35 cm
01 - Jun	16 - 52	25	26.0	98.1	18 - 61	27	27.2	93.9
02 - Jun	14 - 47	25	26.2	97.9	21 - 50	27	28.1	96.2
03 - Jun	20 - 48	25	25.8	98.9	20 - 53	25	26.0	98.0
04 - Jun	21 - 46	27	28.7	94.4	22 - 53	27	27.6	93.6
05 - Jun	21 - 54	27	27.7	94.9	13 - 46	25	26.5	97.5
06 - Jun	21 - 52	27	28.3	92.6	21 - 48	26	26.5	98.0
07 - Jun	23 - 55	27	28.6	92.9				
08 - Jun	20 - 51	26	28.1	92.1	15 - 61	27	29.0	88.0
09 - Jun	19 - 53	27	28.4	91.5	14 - 54	27	27.8	94.4
10 - Jun	20 - 52	26	28.6	89.0	21 - 58	27	28.5	91.0
11 - Jun	20 - 58	27	28.1	93.1	21 - 45	26	27.7	94.6
12 - Jun	11 - 47	26	27.5	94.6	21 - 47	26	28.5	89.2
13 - Jun	20 - 46	26	27.4	96.4	21 - 48	26	27.5	95.1
14 - Jun	18 - 47	27	27.7	95.0	21 - 46	27	29.5	88.0
15 - Jun	15 - 47	27	27.5	96.4	20 - 47	26	28.1	93.1
16 - Jun	20 - 47	26	26.8	97.5	23 - 47	27	28.2	93.3
17 - Jun	21 - 52	27	28.0	93.7	22 - 46	28	28.7	92.3
18 - Jun	16 - 47	26	27.6	95.7	15 - 50	26	27.3	96.4
19 - Jun	15 - 47	26	27.3	95.6	18 - 47	27	28.2	93.3
20 - Jun	14 - 42	27	29.1	90.0	12 - 46	26	26.8	95.5
21 - Jun	21 - 46	27	28.1	95.0				

ESTRUCTURA POR TAMAÑOS DE MERLUZA
01 - 21 DE JUNIO DEL 2009



* Cifras preliminares, no oficiales