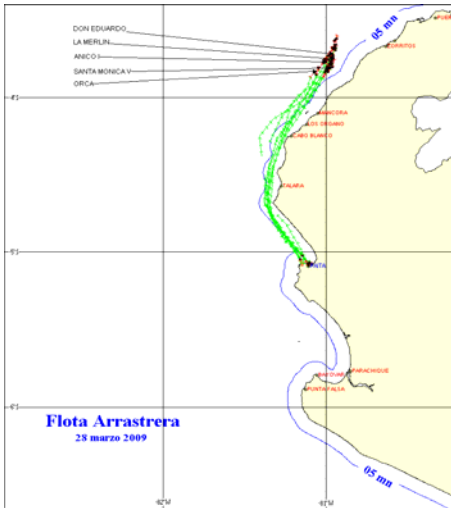




28 DE MARZO 2009

ZONAS DE PESCA DE MERLUZA

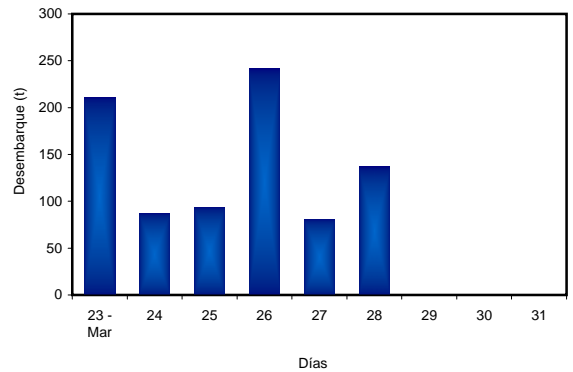


DESEMBARQUE (t) DE RECURSOS DEMERSALES DE LA FLOTA INDUSTRIAL

DIA	MERLUZA	OTROS DEMERSALES	TOTAL
01 - 15 Ene	787.1	57.8	844.9
16 - 31 Ene	1861.9	110.0	1972.0
01 - 15 Feb	2588.0	111.2	2699.1
01 - 20 Mar	33.1	2.5	35.7
21 - Mar	0.0	0.0	0.0
22 - Mar	0.0	0.0	0.0
23 - Mar	211.1	12.1	223.2
24 - Mar	87.0	4.9	91.9
25 - Mar	93.5	12.5	106.0
26 - Mar	241.1	14.3	255.4
27 - Mar	80.7	3.9	84.6
28 - Mar	136.7	4.0	140.6
TOTAL	6120.2	333.2	6453.4
%	94.8	5.2	100.0

DESEMBARQUE (t) DE MERLUZA POR TIPO DE FLOTA

DIA	INDUSTRIAL			TOTAL
	EAC	EAME	EME	
01 - 15 Ene	489.9	297.2		787.1
16 - 31 Ene	1198.1	663.8		1861.9
01 - 15 Feb	1826.8	761.2		2588.0
01 - 20 Mar	33.15	0.00		33.1
21 - Mar	0.0	0.0		0.0
22 - Mar	0.0	0.0		0.0
23 - Mar	139.2	71.9		211.1
24 - Mar	62.2	24.8		87.0
25 - Mar	65.3	28.1		93.5
26 - Mar	178.8	62.3		241.1
27 - Mar	44.6	36.1		80.7
28 - Mar	107.9	28.8		136.7
TOTAL	4145.9	1974.3	0.0	6120.2
%	67.7	32.3	0.0	100.0

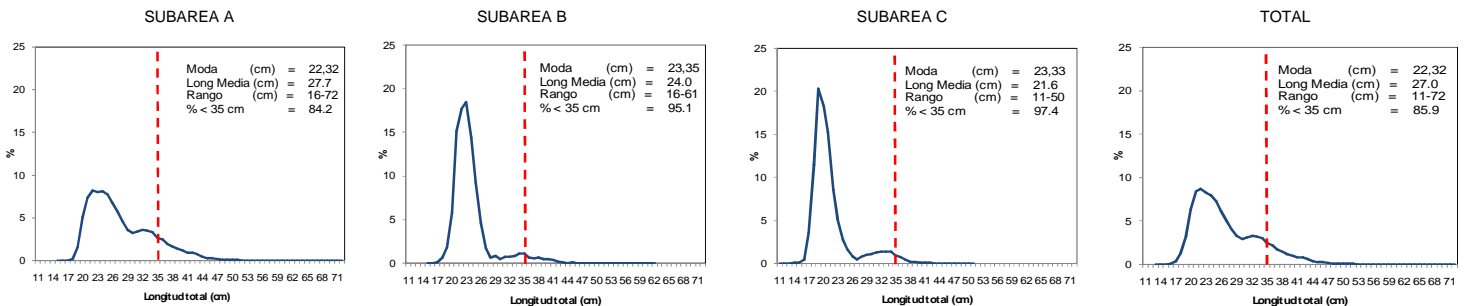


NUMERO DE EMBARCACIONES

DIA	EAC	EAME
21 - Mar		
22 - Mar		
23 - Mar	9	2
24 - Mar	4	1
25 - Mar	7	1
26 - Mar	11	2
27 - Mar	3	1
28 - Mar	6	1

DIA	EAC				EAME			
	RANGO	MODA	L.MEDIA	% < DE 35 cm	RANGO	MODA	L.MEDIA	% < DE 35 cm
21 - Mar								
22 - Mar								
23 - Mar	13 - 54	24	26.9	89.8	19 - 67	21	27.7	80.2
24 - Mar	14 - 63	21	23.4	92.3	18 - 52	21	29.2	74.8
25 - Mar	11 - 61	21	24.7	91.3				
26 - Mar	17 - 64	23	27.5	84.7	18 - 65	21	26.9	85.6
27 - Mar	18 - 48	22	27.5	85.9	16 - 72	24	28.1	87.9
28 - Mar	18 - 54	24	27.3	87.6	19 - 51	34	31.0	72.6

ESTRUCTURA POR TAMAÑOS DE MERLUZA
 23 - 28 DE MARZO DEL 2009



* Cifras preliminares, no oficiales