



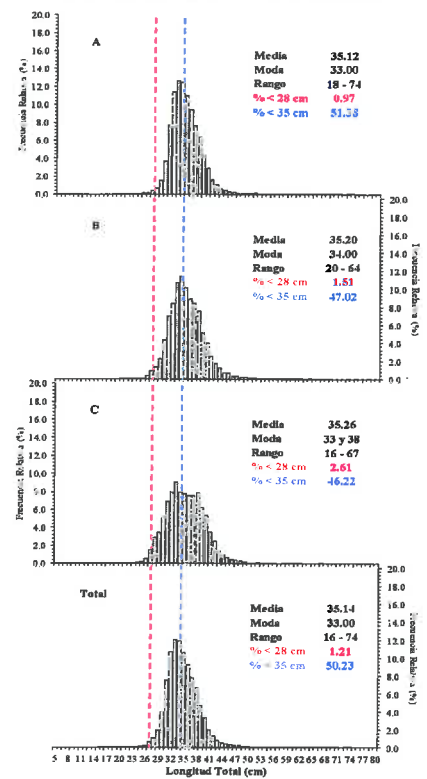
Reporte 1. Pesquería de Merluza

22 de junio de 2015

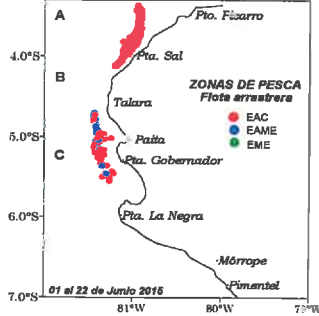
Desembarque (t) de Recursos Demersales de la Flota Arrastrera

| DÍA | INDUSTRIAL | | | TOTAL MERLUZA | Otras demersales | TOTAL | Número embarcaciones | | |
|--------------|----------------|----------------|--------------|----------------|------------------|----------------|----------------------|------|-----|
| | FAC | EAME | EME | | | | EAC | EAME | EME |
| 01 - 31 Jul | 2174.7 | 1354.6 | 77.8 | 3607.1 | 301.4 | 3908.5 | | | |
| 01 - 31 Ago | 2640.9 | 1450.5 | 37.5 | 4128.9 | 192.0 | 4320.9 | | | |
| 01 - 30 Set | 2406.1 | 1808.7 | 34.1 | 4248.9 | 171.7 | 4420.6 | | | |
| 01 - 31 Oct | 314.4 | 325.9 | 0.4 | 640.8 | 30.7 | 671.5 | | | |
| 01 - 30 Nov | 925.5 | 1535.9 | | 2461.4 | 50.2 | 2511.5 | | | |
| 01 - 31 Dic | 1562.5 | 2071.3 | | 3633.9 | 87.0 | 3720.9 | | | |
| 01 - 31 Ene | 2361.7 | 1689.1 | | 4050.8 | 207.4 | 4258.2 | | | |
| 01 - 31 Feb | 3048.8 | 1691.9 | | 4740.6 | 147.9 | 4888.5 | | | |
| 01 - 31 Mar | 3120.7 | 1932.0 | | 5052.7 | 130.3 | 5183.0 | | | |
| 01 - 30 Abr | 2228.1 | 1430.9 | | 3659.0 | 110.1 | 3769.1 | | | |
| 01 - 30 May | 2343.9 | 1692.9 | | 4036.7 | 141.9 | 4180.6 | | | |
| 01 - 15 Jun | 1693.6 | 1001.4 | | 2695.0 | 75.6 | 2770.6 | | | |
| 16 - Jun | 84.6 | 36.8 | | 121.4 | 2.7 | 124.2 | 5 | 1 | |
| 17 - Jun | 183.0 | 104.8 | | 287.8 | 7.8 | 295.6 | 13 | 3 | |
| 18 - Jun | 46.4 | 36.3 | | 82.7 | 2.5 | 85.2 | 6 | 1 | |
| 19 - Jun | 106.0 | 68.3 | | 174.3 | 5.5 | 179.8 | 7 | 3 | |
| 20 - Jun | 151.1 | | | 151.1 | 3.7 | 154.8 | 8 | | |
| 21 - Jun | 44.4 | 63.9 | | 108.3 | 3.0 | 111.3 | 3 | 2 | |
| 22 - Jun | 149.3 | 57.8 | | 207.2 | 3.5 | 210.6 | 9 | 2 | |
| Total | 25587.6 | 18353.0 | 149.9 | 44090.4 | 1674.9 | 45765.3 | | | |

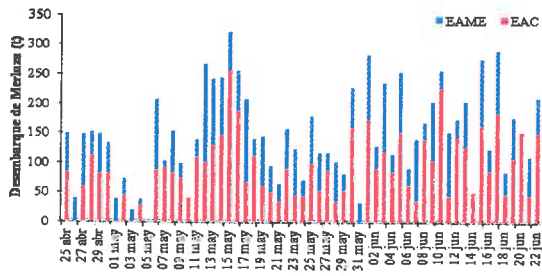
Estructura de Tallas por Subáreas del 01 al 22 junio



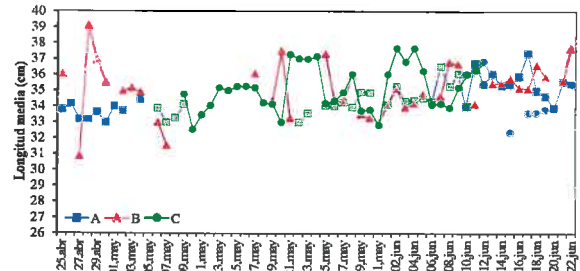
Distribución Espacial de la Flota



Desembarque de Merluza (t) por tipo de Flota



Longitud media (cm) de Merluza por subáreas



Estadísticas descriptivas de la estructura de tallas de Merluza por subárea del 01 al 22 junio

| DÍA | A | | | | B | | | | C | | | |
|-------------|---------|------|---------|-----------|---------|---------|---------|-----------|---------|---------|---------|-----------|
| | RANGO | MODA | L.MEDIA | % < 28 cm | RANGO | MODA | L.MEDIA | % < 28 cm | RANGO | MODA | L.MEDIA | % < 28 cm |
| 01 - 15 Jun | 18 - 74 | 33 | 35.0 | 1.2 | 20 - 64 | 33 | 34.8 | 1.7 | 16 - 67 | 33 y 38 | 35.4 | 2.7 |
| 16 - Jun | 28 - 59 | 36 | 35.8 | 0.0 | 25 - 61 | 33 | 35.1 | 0.9 | | | | |
| 17 - Jun | 23 - 73 | 35 | 37.2 | 0.8 | 26 - 54 | 34 | 35.0 | 1.2 | 24 - 48 | 33 | 33.5 | 1.8 |
| 18 - Jun | 27 - 51 | 34 | 34.9 | 0.1 | 22 - 49 | 35 | 36.5 | 1.3 | 24 - 55 | 33 | 33.6 | 2.6 |
| 19 - Jun | 25 - 69 | 33 | 34.6 | 0.7 | 27 - 54 | 34 | 35.8 | 0.6 | 29 - 42 | 32 | 33.7 | 0.0 |
| 20 - Jun | 23 - 54 | 32 | 33.9 | 0.7 | | | | | | | | |
| 21 - Jun | 26 - 73 | 34 | 35.5 | 0.6 | 22 - 51 | 34 | 35.5 | 1.8 | | | | |
| 22 - Jun | 24 - 69 | 33 | 35.3 | 0.1 | 26 - 60 | 40 y 34 | 37.6 | 1.4 | | | | |

Cifras preliminares.



A. GONZÁLEZ



R. GUEVARA



C. AGUILAR